

DATALEND TRADING ANALYTICS

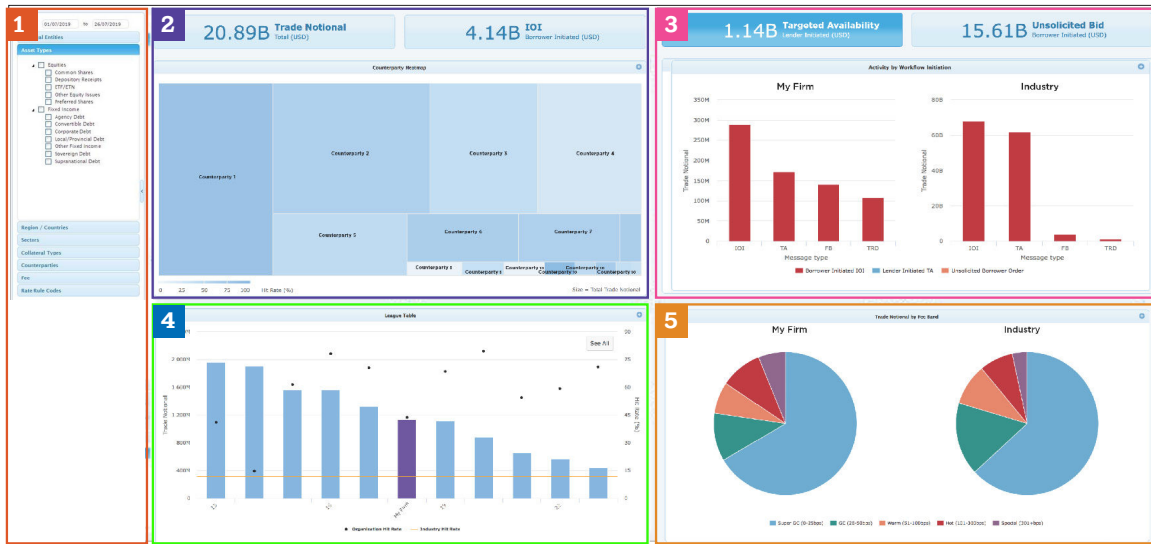
Trading Analytics offers unparalleled insight into your NGT trading activity through an intuitive, simple-to-use Web portal. Easily access and analyze trade activity across your counterparties and your rank amongst all firms on NGT.

MY DASHBOARD

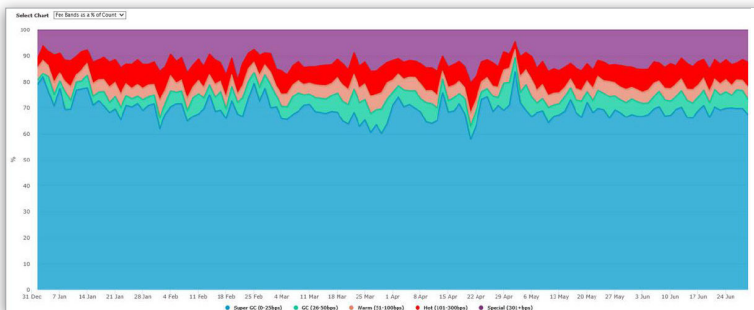
- 1 Advanced Filtering**
 Drill down to any combination of market, asset type, sector, collateral and fee bucket.
- 2 Counterparty Heatmap**
 Analyze your activity across all your counterparts—identify your biggest and most efficient trading partners
- 3 Trade Initiation Activity**
 View your activity across NGT workflows (IOI, Targeted Availability, Unsolicited Bid) – compare yourself to the industry
- 4 League Table**
 Identify where you rank amongst your peers—compare trade volumes and hit rates
- 5 Fee Bucket**
 See your NGT performance at a fee band level—compare your market share of GC and specials to the industry

NEW

Filter by Legal Entity, Counterparty Legal Entity and Rate Rules (GC, RT, Explicit)

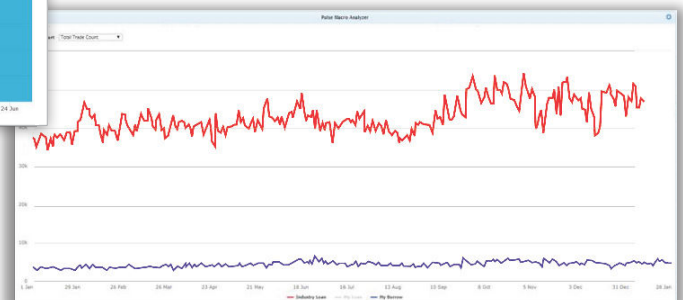


INDUSTRY TRENDS



League Table

Identify where you rank amongst your peers—compare trade volumes and hit rates



League Table

Identify where you rank amongst your peers—compare trade volumes and hit rates